


Current clamps 100A for analysers and testers

Calmet CT100AC	
•	Wide range of current measurement: 10mA to 120A
•	15 mm maximum conductor size
•	Simultaneously current measurement in 3 phases
•	Exchangeability of clamps between devices with keeping accuracy
•	Works with TE30 and TS33 testers and analysers



Current clamps CT100AC allow for easy current measurement on cables and bars in electric installation. Due to narrow jaws and large hole diameter, it is easy to assembly them in hard access places. Maximum diameter of cable, on which we can close the sensor is about 15mm.

Technical specification


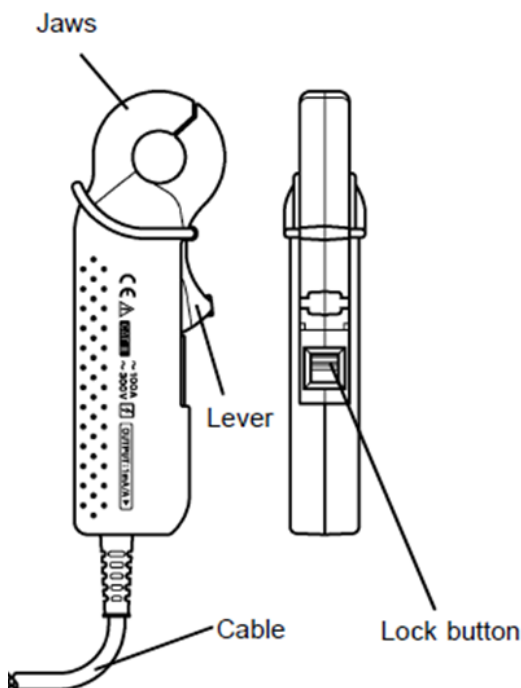
Parameter	Value
Range of current	10mA – 120A AC
Output current	1mA / 1A
Maximum load impedance	≤30Ω
Accuracy	0.2% m.v. in range 0.1 to 120A 0.2% r.v. in range 0.01 to 0.1A
Frequency range	40Hz to 1kHz
Maximum voltage of cable / bar to earth	300V AC RMS
Length of connecting cable	2.10m
Temperature range operation / storage	0°C to +50°C/-10°C to 60°C
Dimensions of single clamp	46 x 135 x21 mm
Weight of single clamp	approx. 0.2kg
Safety	300V RMS, Cat. III, Pollution degree 2
Safety standards	EN 61010-1, -2, -031

Warning!

- current clamps can be only used by qualified personnel;
- protect current clamps against water and humidity;
- always connect current clamp to tester before installing it on cable;
- keep clean current jaws to avoid additional errors
- open the jaws by pressing the lever, place clamp on the conductor, close jaws and lock button;
- never use current clamp for measurements on cables with voltage greater than 300V.

m.v. – measured value; r.v. – range value (underlined)

Closing the current sensor on conductor



Measurement Procedure

- 1- Slide the lock button into the unlocked position when the lever is locked;
- 2- Connect the output connector to the analyser or tester;
- 3- Open the jaws by pressing the lever in and sliding it, then clamp the conductor. Make sure that only one conductor is in the jaws;
- 4- Make sure that the tip of jaws are fully closed;
- 5- Slide the lock button into the lock position;

Calmet sp. z o.o.
 Kukulcza 18 Street, 65-472 Zielona Gora, Poland
 Tel. +48 68 324 04 56 Fax +48 68 324 04 57
 E-mail: mail@calmet.com.pl Internet: http://www.calmet.com.pl